



EnDura™  
GARAGE DOORS



BUILT TO LAST

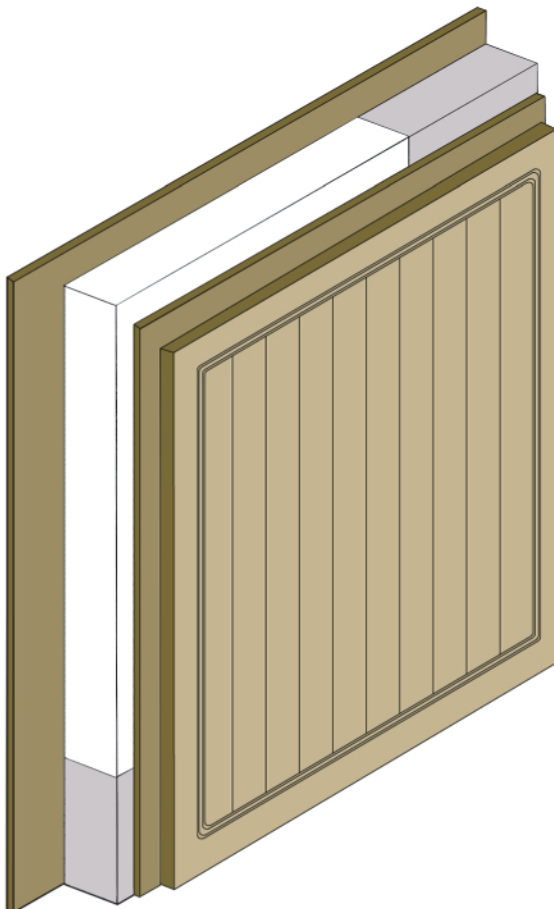




Model #51A

# COMPOSITE GARAGE DOORS

The versatility and beauty of premium wood without the drawbacks.



Patent #US 8,281,844 B1

1/4" Hardwood Plywood Backer Panel

1-1/8" Foam Insulation 

1-1/8" Wood Core 

1/4" Hardwood Plywood

1/2" Wood Composite Facing

OVERALL THICKNESS 2"

Specs subject to change without notice.

# WINDOWS

20 Series Windows



SW-16L



SW-16LSAT



SW-12L



SW-12LSAT



SW-8L



SW-8LSAT



SW-6L



SW-6LSAT



SW-4L



SW-4LSAT



SW-2L



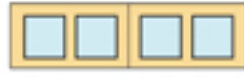
SW-2LSAT



SW-16LMD



SW-16LMDSAT



SW-2LMD



SW-2LMDSAT

30 Series Windows



TF-18L



TF-18LSAT



TF-12L




TF-12LSAT




TF-6L



TF-6LSAT



TF-3L



TF-3LSAT

## PANEL OPTIONS



Flat Recessed



Raised



"V" Groove

## STICKING OPTIONS



Profiled Trim



Square Trim



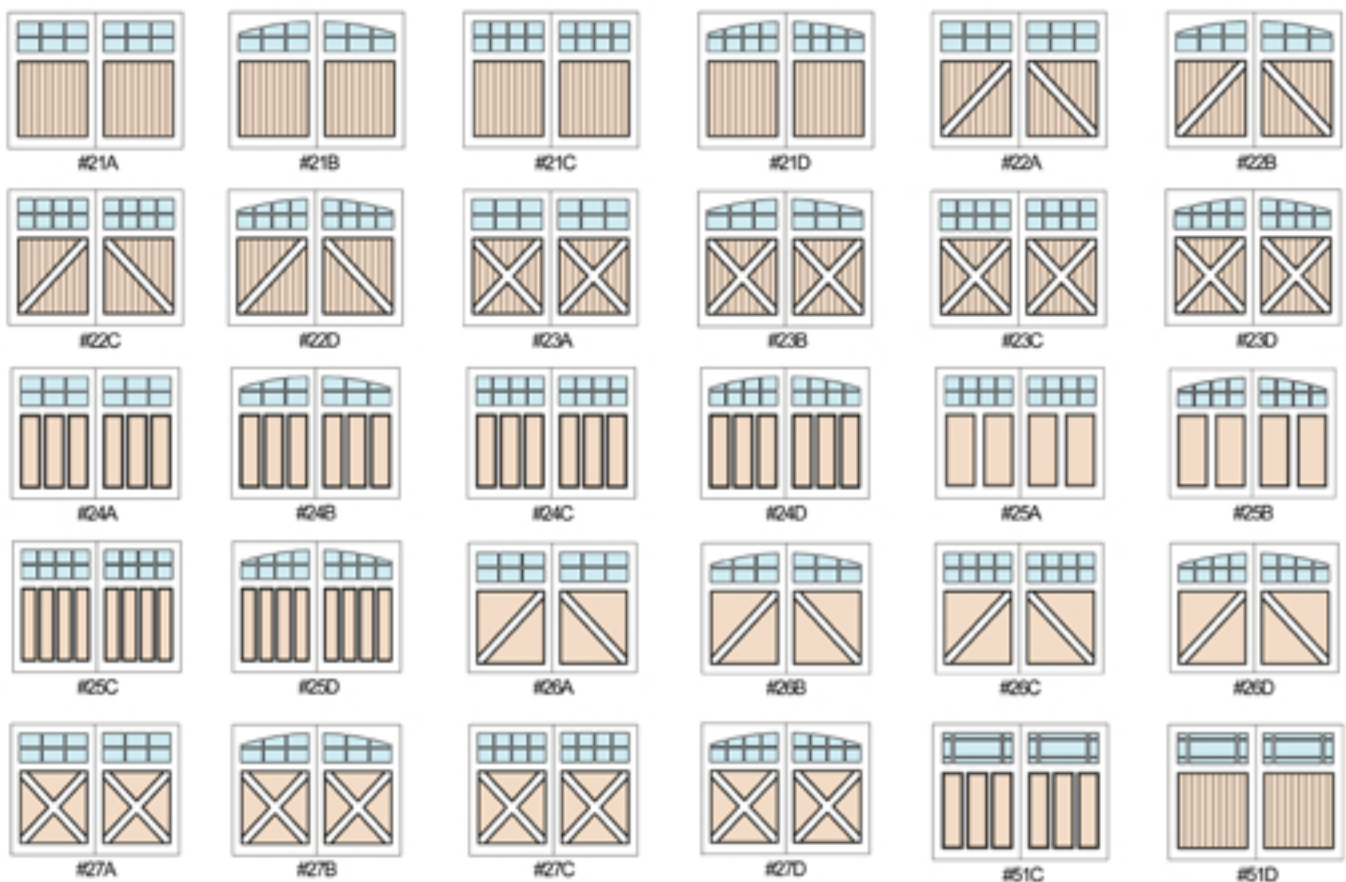


# SWING LOOK

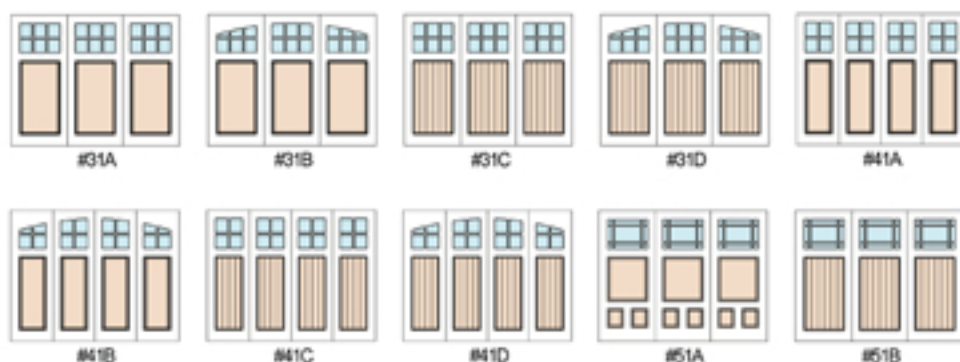


Model #25C

EnDura swing look garage doors are designed to capture the historic look of swing out carriage doors with the modern convenience of today's overhead doors. Swing look doors can be accented with exterior decorative hinges or handles to complete the look of the traditional carriage swing door.



EnDura Tri-fold & Bi-fold look garage doors are designed to capture the traditional look of folding style doors with the modern convenience of today's overhead doors. These styles appeal to customers that desire a more formal look to their garage doors. They can be easily styled to match entry doors for a unified appearance that enhances curb appeal.



## TRI-FOLD/BI-FOLD



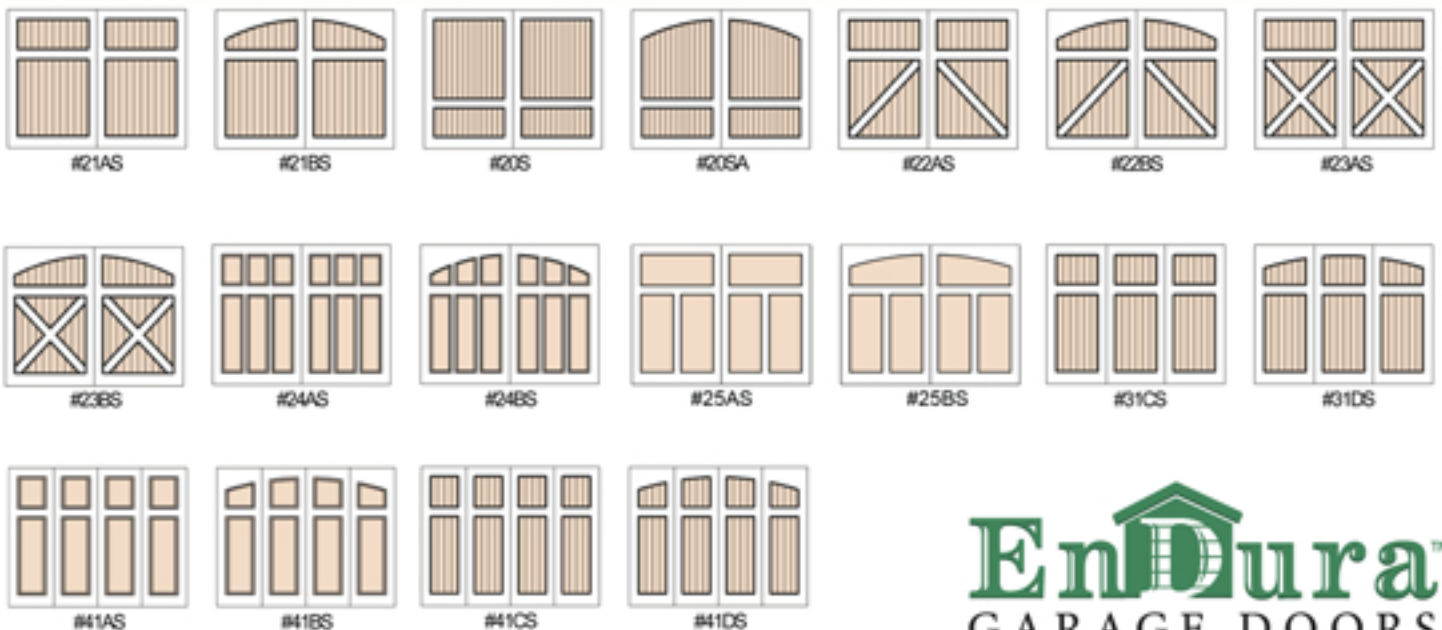


# SOLID



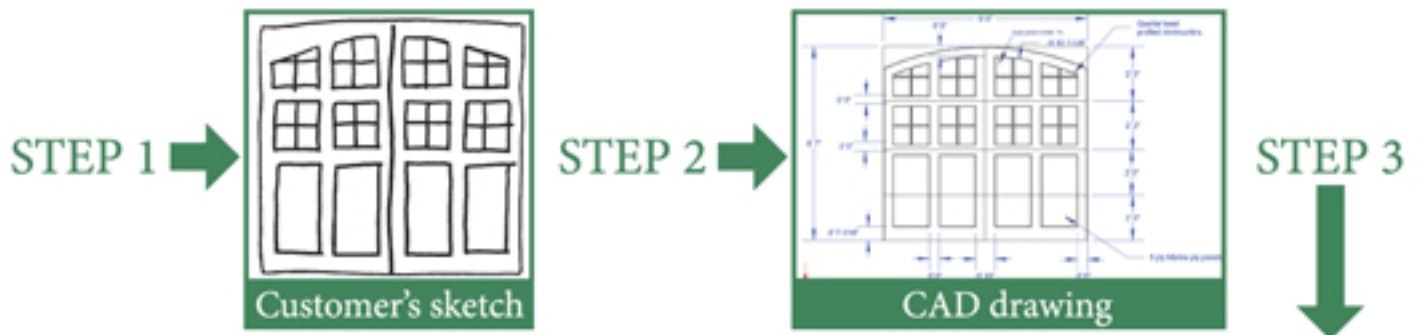
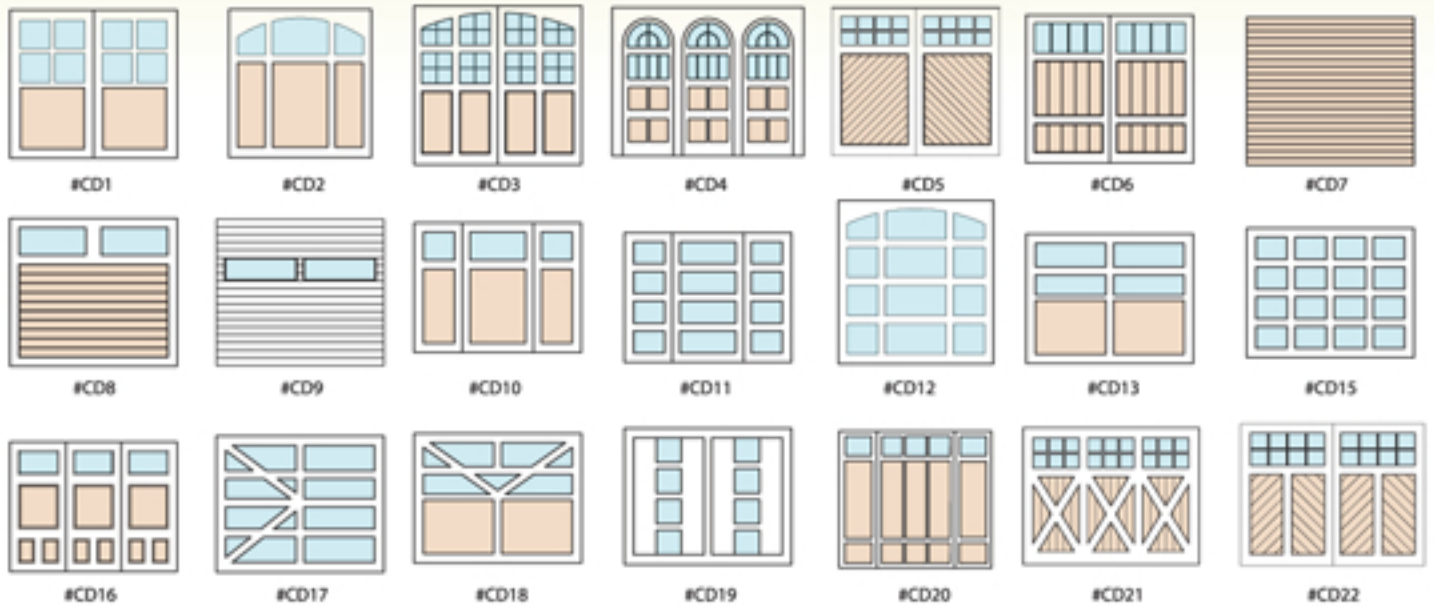
Model #23AS

EnDura solid doors are available in Swing, Tri-fold, and Bi-fold looks that feature the modern convenience of today's overhead doors. Solid doors offer the ultimate in security and insulating value, and coordinate with almost any style home.



**EnDura™**  
GARAGE DOORS

Our custom designs are inspired by our customer's individual tastes to match any architectural style. A scaled CAD drawing will be produced for the customer's review. Once the design is approved, the door will be produced according to the specifications.



# CUSTOM

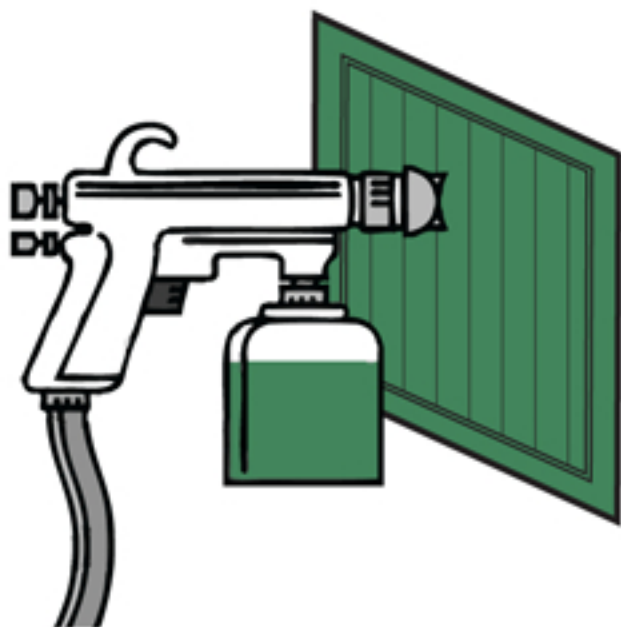


Model #CD3



## Factory Paint Available

Most major paint manufactures standard colors available



## Environmentally Friendly



Facing made from wood waste and left over wood that has no commercial timber value.

## Authorized Dealer:



## Endura Advantages

- Optional factory paint available
- Customizable
- Fully Insulated
- No up-charge for arches, bucks, etc.
- Custom arches and ellipses available
- Will not dent like steel
- Molded facing seals out water penetration
- Integrated window muntins
- Does not split or check like wood
- No cheap looking, fake wood grain
- Rock solid wood core  
(For hardware attachment)
- Environmentally friendly
- Easy assembly & installation  
(Like wood door)
- Moisture & rot resistant  
(Treated with Zinc Borate)
- Showroom doors & hand samples available

## Support Local Manufacturing 😊

We are a local manufacturer. Our doors are manufactured in our own facility in Bridgeport, CT. The majority of the raw materials for our doors are sourced from other local companies. Most door dealers bring in doors from national manufacturers in the Midwest or West Coast effectively sending 70% of the money out of our local economy.

**Endura**<sup>™</sup>  
GARAGE DOORS  
[www.enduradoors.com](http://www.enduradoors.com)

Div. of Architectural Door Corp.  
[www.archdoorcorp.com](http://www.archdoorcorp.com)  
(877) 259-DOOR